



xn7



DIPLE Lux

The powerful magnifying lens for your smartphone

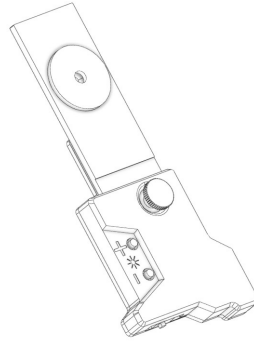
Thanks for purchasing DIPLE®, a product designed and manufactured by SmartMicroOptics Srl. With your smartphone and DIPLE® LUX you can have a very powerful digital magnifying lens, anytime. You do not have to mount or stick anything on the phone; just move the objective lens of your phone toward the lens of the DIPLE Lux and get in contact with it. You can switch on the light of DIPLE Lux toward your Sample, if needed. You can manage the Lens-subject working distance slightly tilting the tile, like a typical magnifying lens, or using the elevation screw in the tile.



www.smartmicrooptics.com

DIPLE Lux:

The Diple Lux objective lens is connected to the handle. Inside the handle there is the circuit for the lighting of the sample



Batteries:



Two CR2032 (1.5V) are inside.

For changing/mounting the batteries use a screwdriver to release the three screws on the Plastic shell.

DIPLE

is a SMO's Registered Trademark

MADE IN ITALY by

SmartMicroOptics srl

Via Reale 203b -
48123 - Ravenna
Italy

info@smartmicrooptics.com
www.smartmicrooptics.com



WARNING:

CHOKING HAZARD -
Small parts.

Not for children under 3 years

Turn-on the light:

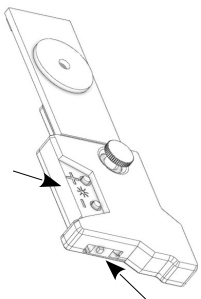
When the external light is not enough to properly illuminate your sample, you can turn on two little LEDs under the DIPLE tile. With the switch ON/OFF you open and close the circuit.

With the + and - tactile switches you can increase or decrease the light intensity.

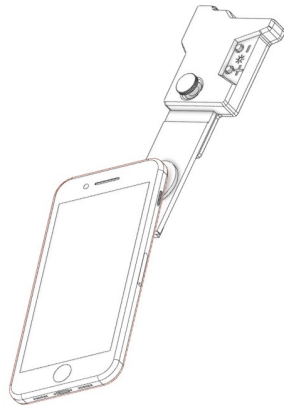
PRESS THE + (plus) BUTTON LONGER THAN 5 SECONDS TO INCREASE the intensity.

PRESS THE - (minus) BUTTON TO DECREASE the intensity.

The minimal level of intensity is the one that you get when you turn on the system. This help to do not forget the circuit open after the use.



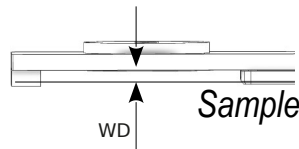
Use DIPLE Lux like a magnifying lens for smartphone:



Place the lens tile on the subject to observe. Keep DIPLE Lux in one hand, like a magnifying lens, and the phone on the other hand. With the camera-app on, move the phone toward the centre of the black rubber ring and get in contact with it. Slightly tilt the DIPLE Lux, or use the elevation screw in the tile to find the right working distance. Change the light intensity with the buttons + and -.

Technical Specifications*:

Working distance (WD):
2.8mm (±0,2mm)



**Magnification factor: 30X

Resolution: 4 micron

Field of View (FOV): 2mm

*These optical parameters may vary when the lenses are used with different smartphone models.

** Magnification obtained on a 6.4" screen smartphone.

3V

